



SOCIAL AND ECONOMIC WELL-BEING



Center to Advance
Racial Equity Policy

Exploring a RAND Approach to Measuring Racial Disparity: A Case Example and Dialogue

Shawn Bushway
RAND Corporation

Greg Ridgeway
University of Pennsylvania



January 28, 2021

Framework for Disparity Analysis

1. Decide on the **key outcome** of fundamental interest
2. Note two **disparity approaches**
 - Disparate impact, process matters
 - Disparate treatment, control matters
3. **Unit of analysis** at which the decision occurs that addresses the selected disparity question
4. Select **method** that best estimates disparity

1. Key Outcome

- Conceptual Issue
 - What is the most important policy outcome?
- Empirical Issues
 - Quantify total disparity



2. Disparate Treatment vs. Impact

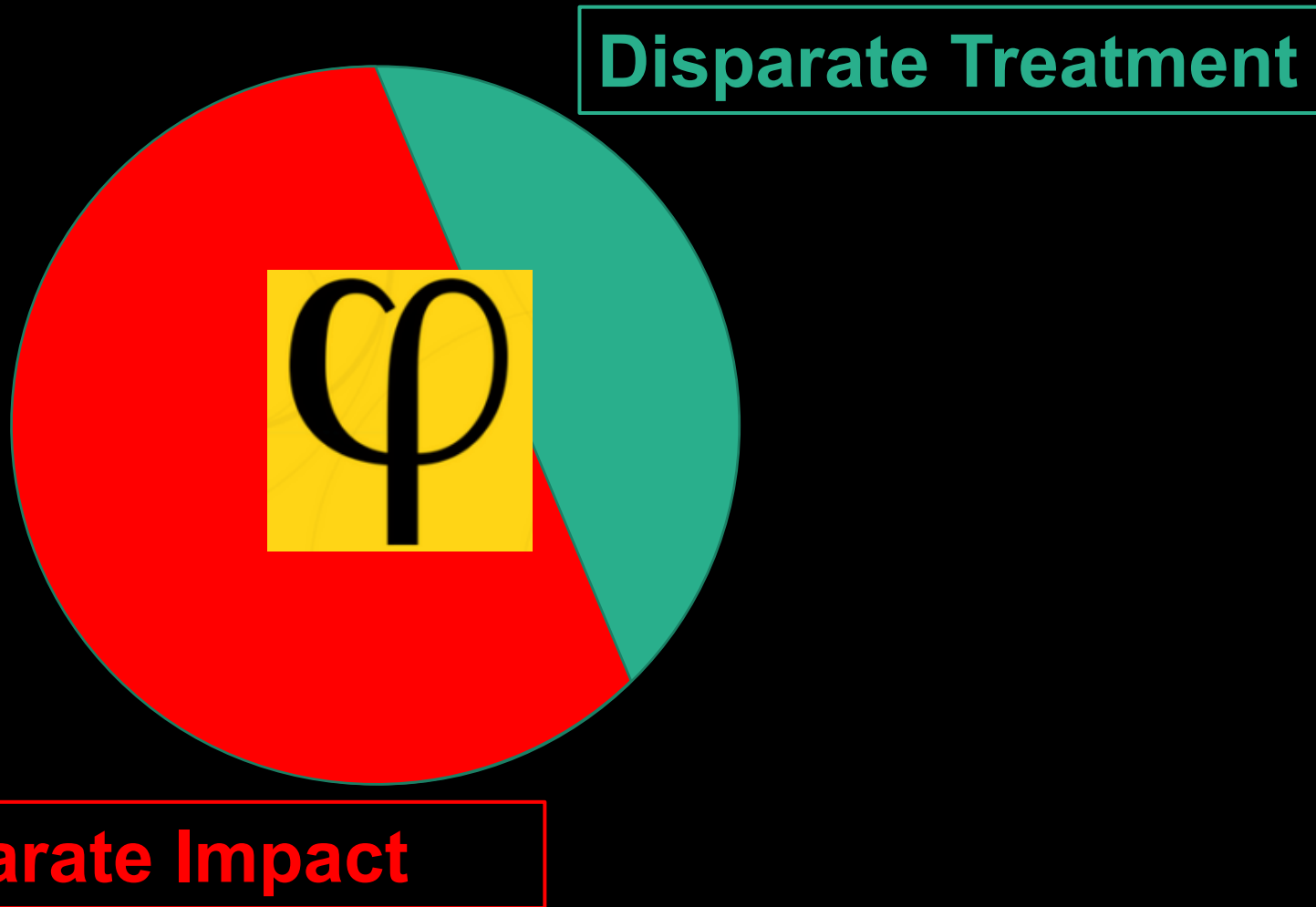
- Disparate Treatment



- Disparate Impact



2. Disparate Treatment vs. Impact



3. Unit of analysis

What does theory say about where the decision is made?

Treatment vs. Impact

e.g. Local vs. State

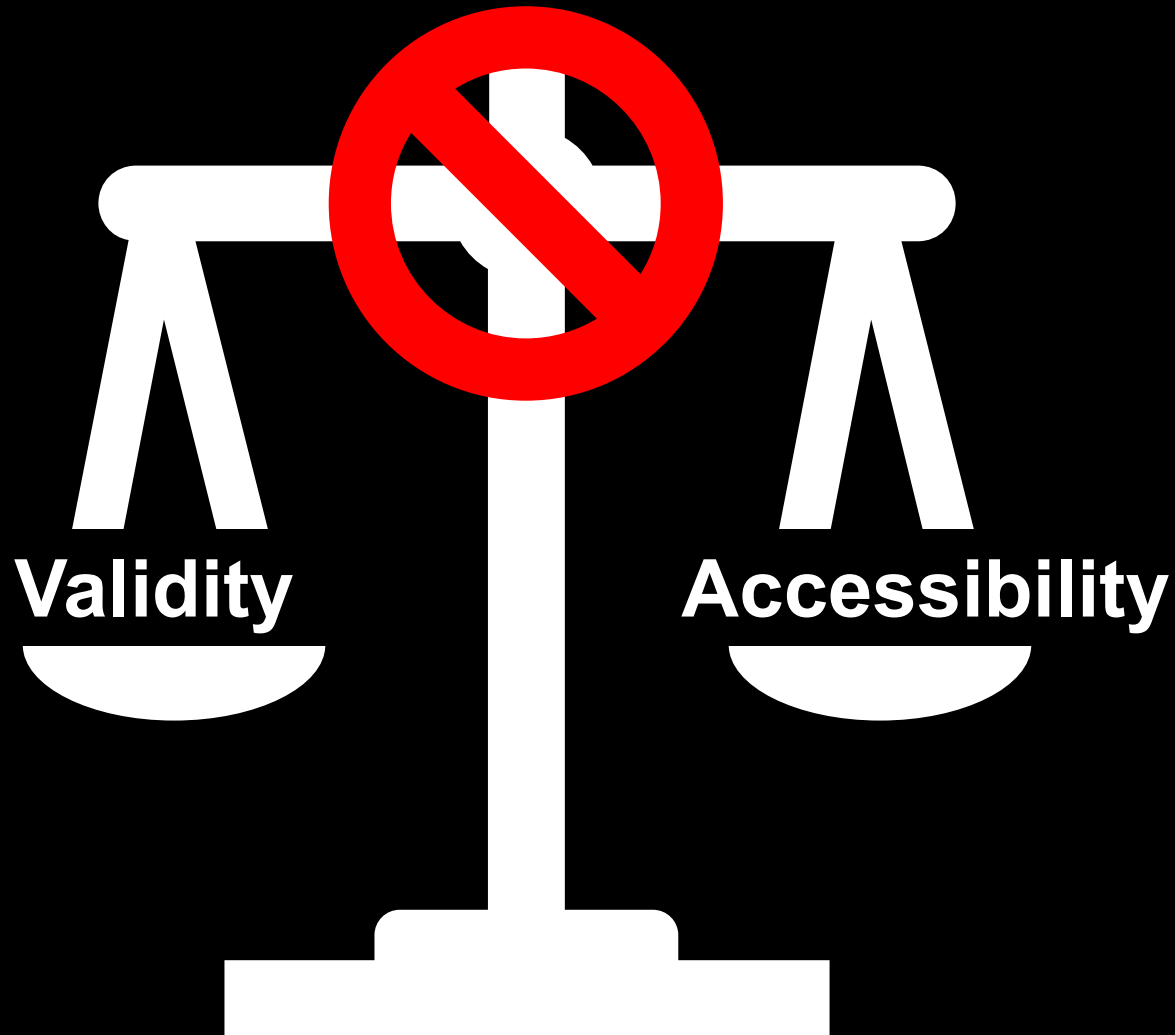


What step are you focusing on?

Conditional vs.
Unconditional

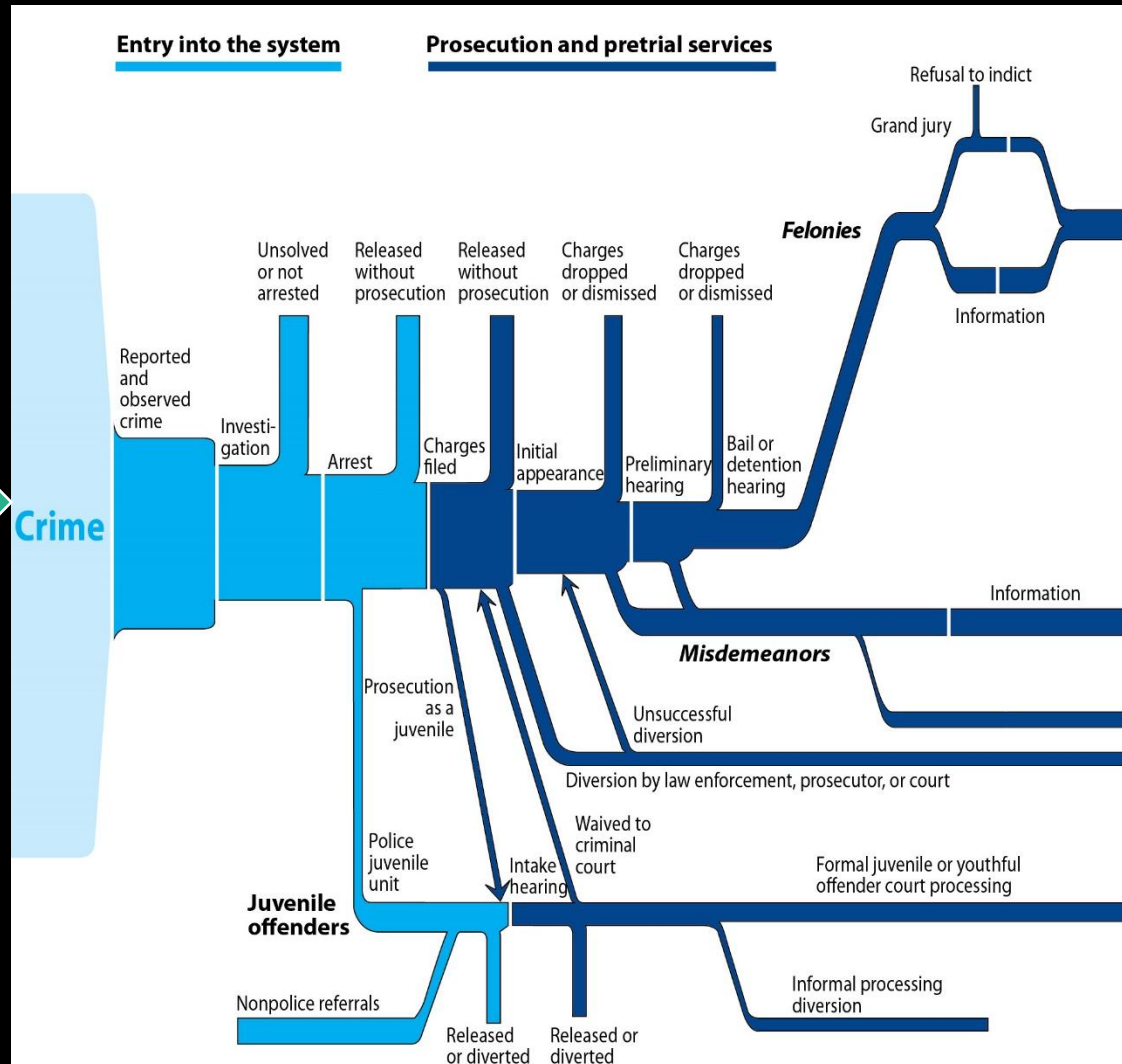
Selection

4. Select method



Method: Disparate Impact

PROCESS



Note: This chart gives a simplified view of caseload through the criminal justice system. Procedures vary among jurisdictions. The weights of the lines are not

Method: Disparate Treatment

CONTROL CONTROL CONTROL



Framework for Disparity Analysis

1. Decide on the **key outcome** of fundamental interest
2. Note two **disparity approaches**
 - Disparate impact, process matters
 - Disparate treatment, control matters
3. **Unit of analysis** at which the decision occurs that addresses the selected disparity question
4. Select **method** that best estimates disparity

Framework for Disparity Analysis

1. Decide on the **key outcome** of fundamental interest
2. Note two disparity approaches
 - Disparate impact, process matters
 - Disparate treatment, control matters
3. Unit of analysis at which the decision occurs that addresses the selected disparity question
4. Select method that best estimates disparity

NY Sentencing Commission Tasked with Improving Sentencing Policy

- Many forms of sentences
 - Community service
 - Fines
 - Probation
 - Incarceration
- For defendants convicted of a felony
 - 51% of black defendants receive prison
 - 36% of white defendants receive prison
- Commission focused on incarceration because of its severity and disparity

Framework for Disparity Analysis

1. Decide on the **key outcome** of fundamental interest
 - Prison sentence
2. Note two disparity approaches
 - Disparate impact, process matters
 - Disparate treatment, control matters
3. Unit of analysis at which the decision occurs that addresses the selected disparity question
4. Select method that best estimates disparity

Framework for Disparity Analysis

1. Decide on the **key outcome** of fundamental interest
 - Prison sentence
2. Note two **disparity approaches**
 - Disparate impact, process matters
 - Disparate treatment, control matters
3. Unit of analysis at which the decision occurs that addresses the selected disparity question
4. Select method that best estimates disparity

Commission Expressed an Interest in Disparate Treatment Analysis

Cases with Black defendants	Prison	Cases with White defendants	Prison
DWI	Yes	DWI	No
DWI	No	DWI	No
DWI	No	DWI	No
⋮			
Gun possession	Yes	Gun possession	Yes
Gun possession	Yes	Gun possession	No
Gun possession	Yes	Gun possession	No
⋮			

- Are black defendants treated the same as **similar** white defendants

Framework for Disparity Analysis

1. Decide on the **key outcome** of fundamental interest
 - Prison sentence
2. Note two **disparity approaches**
 - Disparate impact, process matters
 - Disparate treatment, control matters
3. Unit of analysis at which the decision occurs that addresses the selected disparity question
4. Select method that best estimates disparity

Framework for Disparity Analysis

1. Decide on the **key outcome** of fundamental interest
 - Prison sentence
2. Note two **disparity approaches**
 - Disparate impact, process matters
 - Disparate treatment, control matters
3. **Unit of analysis** at which the decision occurs that addresses the selected disparity question
4. Select method that best estimates disparity

Criminal Justice System Organized at the County Level

- Criminal laws are established at the state level
- Implementation managed by
 - County-level elected district attorney
 - County-level elected judges
 - County-level defender services
- Counties may prioritize different case characteristics when making sentencing decisions

Framework for Disparity Analysis

1. Decide on the **key outcome** of fundamental interest
 - Prison sentence
2. Note two **disparity approaches**
 - Disparate impact, process matters
 - Disparate treatment, control matters
3. **Unit of analysis** at which the decision occurs that addresses the selected disparity question
 - County
4. Select method that best estimates disparity

Framework for Disparity Analysis

1. Decide on the **key outcome** of fundamental interest
 - Prison sentence
2. Note two **disparity approaches**
 - Disparate impact, process matters
 - Disparate treatment, control matters
3. **Unit of analysis** at which the decision occurs that addresses the selected disparity question
 - County
4. Select **method** that best estimates disparity

Scorecards Generate Reputational Concern for Local Government

Accountability Rating

C

HOUSTON HEIGHTS CHARTER SCHOOL earned a C (70-79) for acceptable performance by serving many students well but needs to provide additional academic support to many more students.

State acco
Student A
below prov
Scores are

All topics Health Education Child Welfare Early Childhood

Los Angeles %'s for all races
Viewing 1—6 of 6

Children in the child welfare system who exited to permanency within one year	35%
Children in the child welfare system who had been in one placement after 24 months in care	39%
Adolescents in the child welfare system who were placed in family-like settings	74%
Children in the child welfare system who had a timely dental exam	65%
Children in the child welfare system who had a timely medical exam	78%

15.52%
of Cases

Failure to Pay
Low Monetary
Bail
Statewide in Pennsylvania

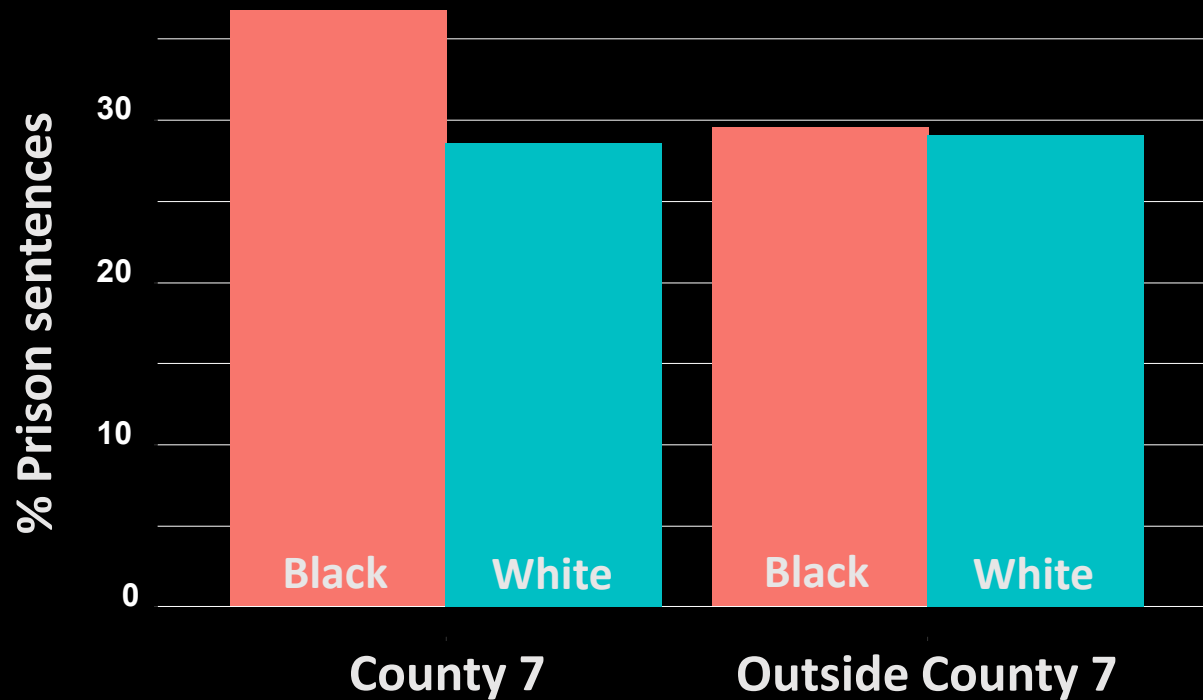
Counties with Valid Data (67)

In Philadelphia County, PA, of the cases in which defendants failed to pay monetary bail, 43.94% had \$500 bail or less.

Focus on issues that

- are **sensitive** for the government
- garner **exposure** through public attention
- force governments to **prioritize** the issues measured in the scorecard

County 7 Incarcerates Black Defendants at Higher Rates



Match Defendants on Detailed Case and Defendant Features

[illegible]

Match Defendants on Detailed Case and Defendant Features

[illegible]

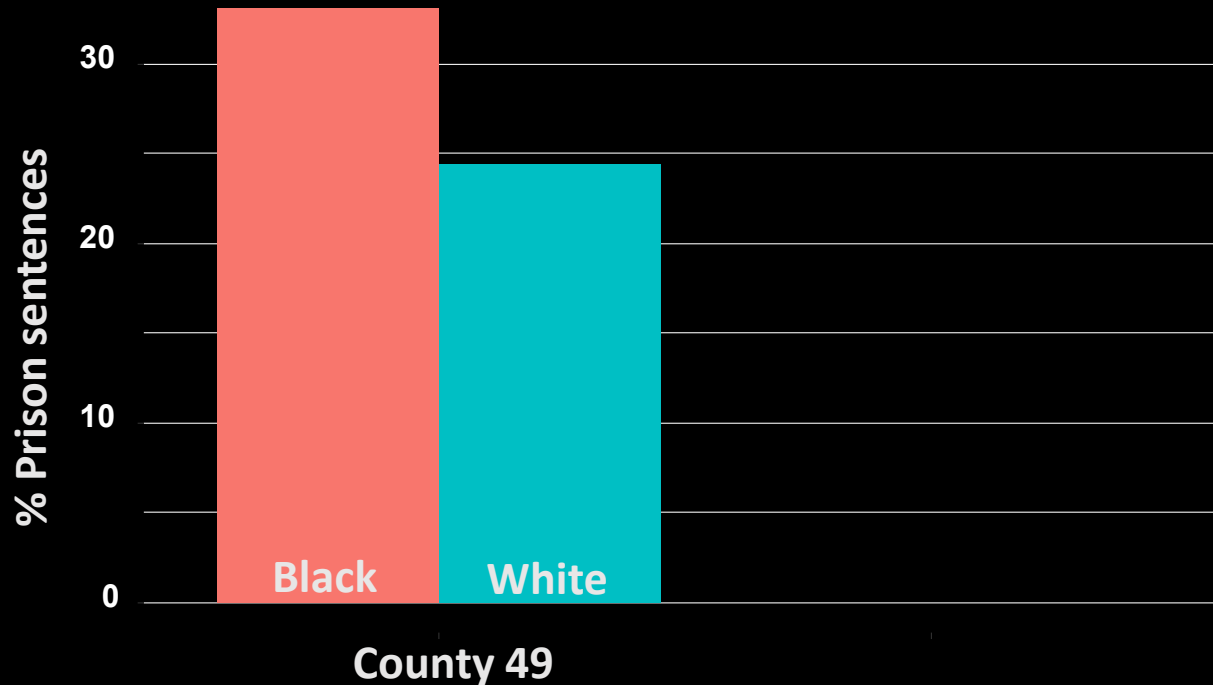
Match Defendants on Detailed Case and Defendant Features

Case/defendant feature	Within County 7		Outside County 7	
	Black	White	Black	White
	n < 2,000	ESS = 1,354	ESS = 19,402	ESS = 29,977
Age at arrest (average)	30.4	30.4	30.3	30.3
Male (%)	81.0	81.1	82.1	82.3
No prior felony arrests (%)	49.5	52.0	47.2	48.1
Prior arrests (average count)				
Felonies	1.4	1.2	1.7	1.4
Drugs	0.4	0.4	0.6	0.5
Firearms	0.07	0.05	0.08	0.05
Violent crimes	0.4	0.3	0.5	0.4
Prior convictions (average count)				
Weapons	0.1	0.1	0.1	0.1
Violent crimes	0.1	0.1	0.1	0.1
Specific top charge (%)				
PL 120.05(02)	3.8	3.6	3.8	3.8
PL 140.25(02)	7.1	7.2	7.1	7.0
PL 155.30	5.6	6.0	5.7	5.9
PL 220.39(01)	6.5	5.6	6.0	6.6

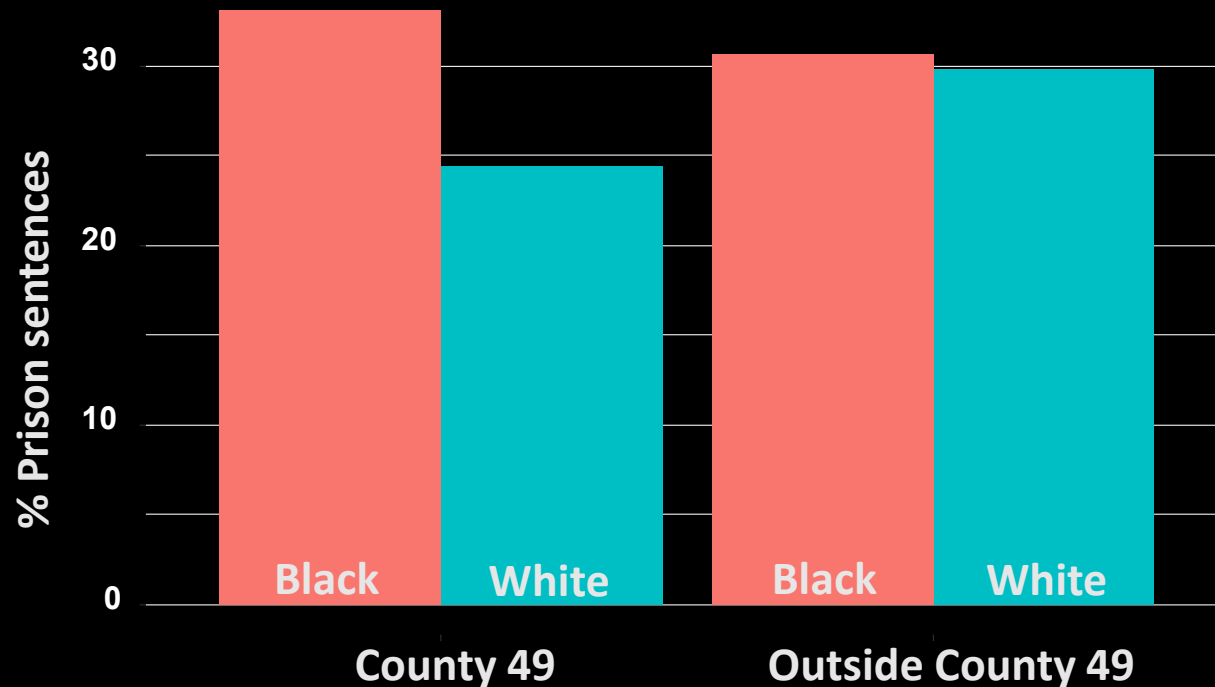
Match Defendants on Detailed Case and Defendant Features

Case/defendant feature	Within County 7		Outside County 7	
	Black n < 2,000	White ESS = 1,354	Black ESS = 19,402	White ESS = 29,977
Age at arrest (average)	30.4	30.4	30.3	30.3
Male (%)	81.0	81.1	82.1	82.3
No prior felony arrests (%)	49.5	52.0	47.2	48.1
Prior arrests (average count)				
Felonies	1.4	1.2	1.7	1.4
Drugs	0.4	0.4	0.6	0.5
Firearms	0.07	0.05	0.08	0.05
Violent crimes	0.4	0.3	0.5	0.4
Prior convictions (average count)				
Weapons	0.1	0.1	0.1	0.1
Violent crimes	0.1	0.1	0.1	0.1
Specific top charge (%)				
PL 120.05(02)	3.8	3.6	3.8	3.8
PL 140.25(02)	7.1	7.2	7.1	7.0
PL 155.30	5.6	6.0	5.7	5.9
PL 220.39(01)	6.5	5.6	6.0	6.6
General top charge features (%)				
Violent crime	20.5	20.0	21.5	20.6
Class D felony	39.7	40.0	39.1	38.7
Firearm Related	5.0	4.2	4.8	4.7
Disposition month: June (%)	11.4	9.4	8.1	8.4

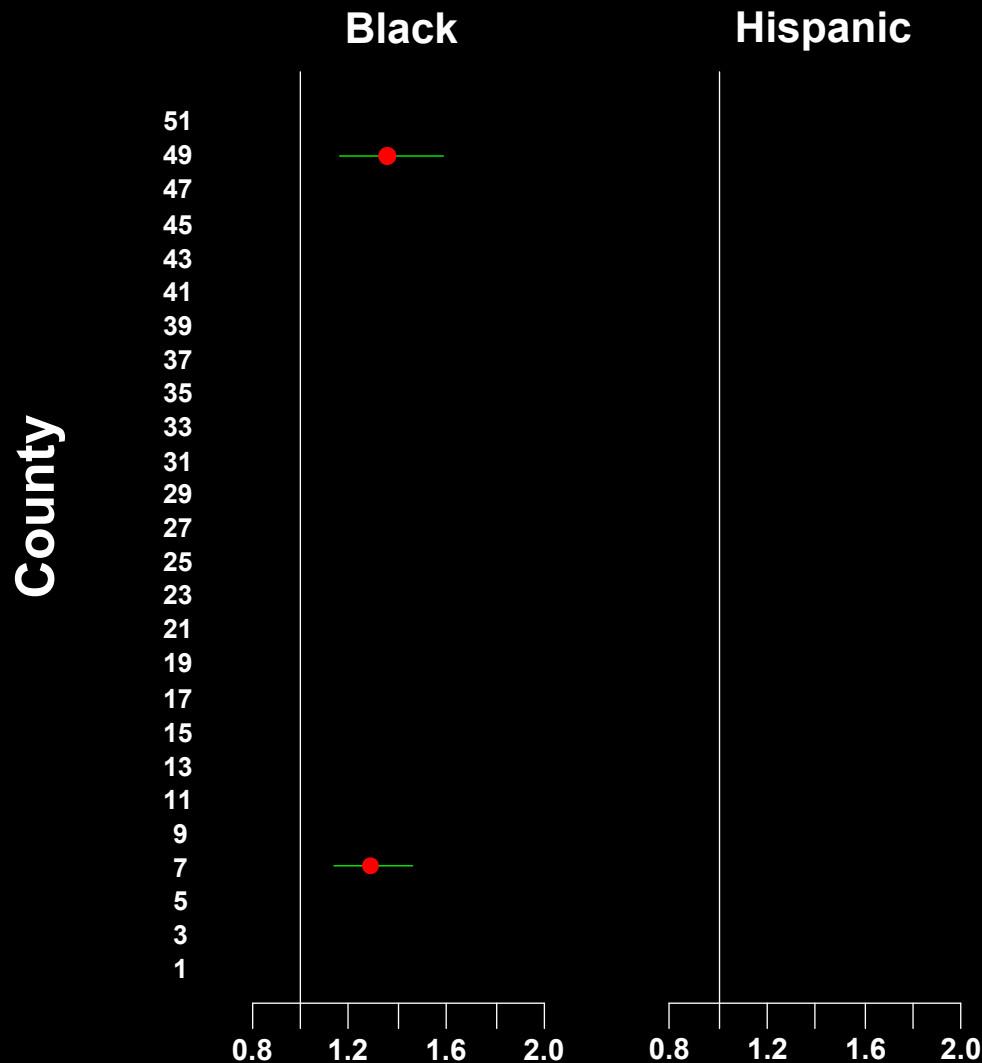
County 49 Incarcerates Black Defendants at Higher Rates



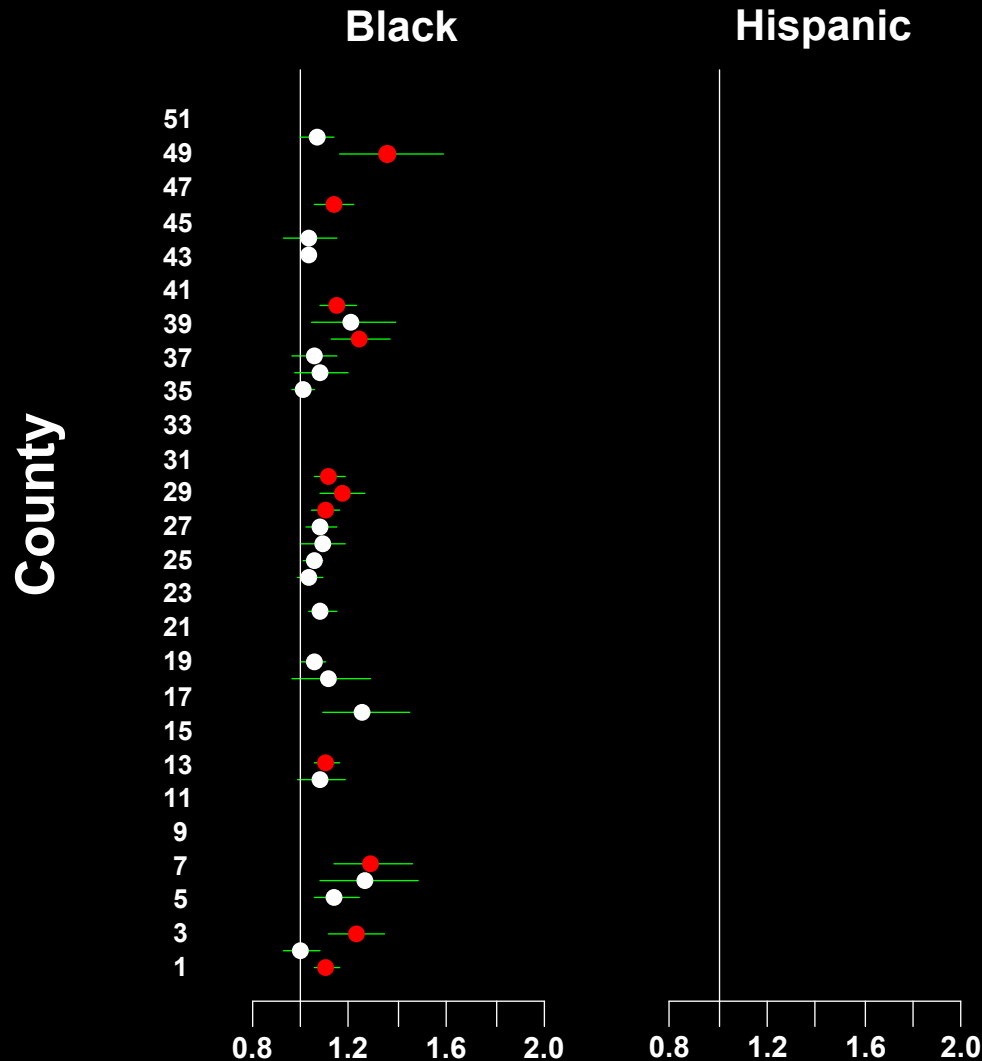
County 49 Incarcerates Black Defendants at Higher Rates



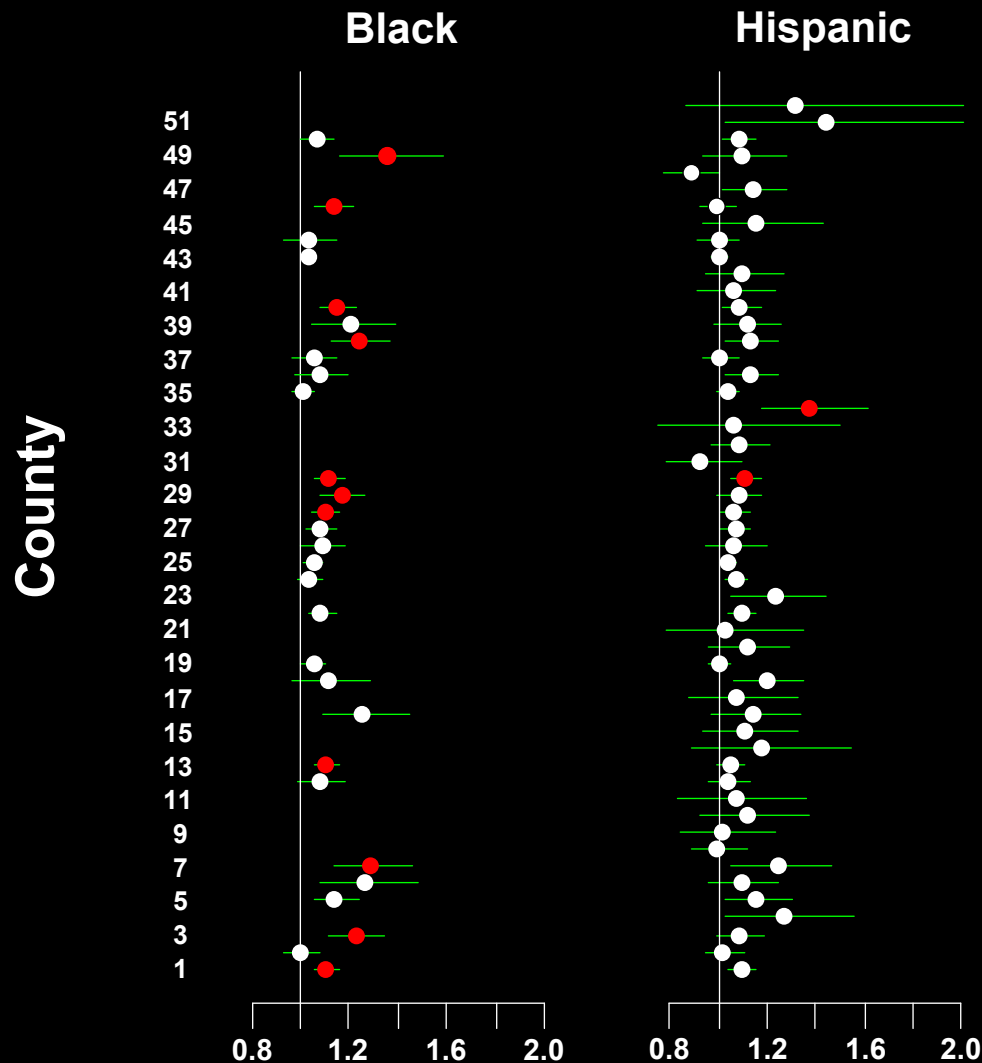
County 7's Relative Risk = 1.3
County 49's Relative Risk = 1.4



11 Counties Had Racial Disparities in Sentencing Black Defendants



Two Counties Had Racial Disparities in Sentencing Hispanic Defendants



Framework for Disparity Analysis

1. Decide on the **key outcome** of fundamental interest
 - Prison sentence
2. Note two **disparity approaches**
 - Disparate impact, process matters
 - Disparate treatment, control matters
3. **Unit of analysis** at which the decision occurs that addresses the selected disparity question
 - County
4. Select **method** that best estimates disparity
 - Adjusted scorecard



Exploring a RAND Approach to Measuring Racial Disparity

A Case Example and Dialogue

Shawn Bushway
RAND Corporation

Greg Ridgeway
University of Pennsylvania